



Historic England



# Heritage at Risk and Public Parks


Erika Diaz Petersen

Heritage at Risk Landscape Architect



Historic England

# Public Parks Research



Historic England

Building and Landscape  
Conservation

History of Public Park Funding and Management  
(1820–2010)

Katy Layton-Jones, consultant




Research Report Series no. 20/2016



Designed Landscapes | X

Secure | https://historicengland.org.uk/research/current/conservation-research/designed-landscapes/

 Historic England

Menu

Listing

Advice

Research

Our Research Strategy and Agenda

Research Methods

Current Research

Research Results

Support & Collaboration

Inclusive Heritage


Heritage Counts

Images & Books

Services & Skills

Get Involved

What's New



About this image

[Home](#) > [Research](#) > [Current Research](#) > [Conservation Research](#) > [Designed Landscapes](#)

Discover and Understand

Opportunities & Threats

Social and Economic Research

Conservation Research

Care of Buildings

Designed Landscapes

Humphry Repton Landscapes

Capability Brown Landscapes

Materials and Techniques

Sourcing Traditional Materials

Energy Efficiency

Threats and Emergencies

Heritage Science & Archaeology

## Designed Landscapes

Share


Tweet

LinkedIn

Email

The English are, and always have been, a nation of gardeners. The results of centuries of working the soil and shaping the landscape can be seen everywhere in the form of historic parks and gardens from town gardens and public parks to the great country estates.

Our research looks at the historic interest, protection and conservation needs of these special places.





# Other work

- Select Committee inquiry on public parks
- Support the Green Flag Awards.
- Support the Historic Landscape Project.
- Developing other projects looking at issues affecting public parks, including trust viability, Heritage at Risk.
- Planning advice.
- Potential for parks and other designed landscapes to form part of Heritage Action Zones.







Public Parks, Cemeteries: X

Secure | https://historicengland.org.uk/advice/technical-advice/parks-gardens-and-landscapes/public-parks-cemeteries-and-urban-green-spaces/#Section2Text

Search

 Historic England



[Home](#) > [Advice](#) > [Technical Guidance](#) > [Looking After Parks, Gardens and Landscapes](#) > [Public Parks, Cemeteries and Urban Green Spaces](#)

Looking After Historic Buildings

Looking After Parks, Gardens and Landscapes

Public Parks, Cemeteries and Urban Green Spaces

Garden Features

Opening for Visitors and Schools

Maintenance, repair and conservation management plans for historic parks and gardens

Tree Management, Consents and Controls

Managing Wildlife and Habitats

Veteran Trees

Hedges

Pests and Diseases

## Public Parks, Cemeteries and Urban Green Spaces

[Share](#) [Tweet](#) [LinkedIn](#) [Email](#)

Our public parks and green spaces are important features in towns and cities. Many are of historic interest. They offer places to relax, exercise and meet others. They also have an increasingly important role in reducing the heat in built up areas and helping manage run-off from heavy storms.

This page covers:

- Public Parks and Green Spaces
- The national Green Flag Award benchmark scheme and Green Heritage Accreditation
- Cemeteries and Burial Grounds
- War Memorial Parks and Gardens

Menu

Listing

Advice

Your Home

Planning

Latest Advice & Guidance

Caring for Heritage

Technical Guidance

Heritage at Risk

Constructive Conservation

Heritage Protection Guide

Research

Images & Books

Services & Skills

Get Involved

What's New



# The Heritage at Risk Register

- Successor to the Buildings at Risk Register, it was first compiled in 2008, published 2009.
- HAR register includes all grades of parks: I, II\* and II.
- In 2017 there were 1,652 registered parks and gardens.
- Of these 96 are currently on the published register, or 5.8%.
- Not all registered parks and gardens have been assessed, so this number is likely to be greater.



Designed Landscapes | English Heritage's Register | Search the Heritage at Risk | Public Access to the Register

Secure | <https://historicengland.org.uk/advice/heritage-at-risk/search-register/>

Search

[Home](#) > [Advice](#) > [Heritage at Risk](#) > [Search the Register](#)

# Search the Heritage at Risk Register

[Share](#) [Tweet](#) [LinkedIn](#) [Email](#)

Enter a building or place name or a List entry number. (This search will not allow you to use postcodes or abbreviations for example Herts.) [More search options.](#)

About this image >

## What's on the Register?

The Register includes buildings, places of worship, monuments, parks and gardens, conservation areas, battlefields and wreck sites that are listed and have been assessed and found to be at risk. Of all listed buildings across England we assess:

- Grade I

Menu

Listing

Advice

Your Home

Planning

Latest Advice & Guidance

Caring for Heritage

Technical Guidance

Heritage at Risk

Constructive Conservation

Heritage Protection Guide

Research

Images & Books

Services & Skills

Get Involved

What's New



Designed Landscapes | XEnglish Heritage's Register | XHAR Advanced Search | XPublic Register | X

Secure | https://historicengland.org.uk/advice/heritage-at-risk/search-register/advanced-search

Search

Menu

Home > Advice > Heritage at Risk > Search the Register > More Search Options

What is the HAR Programme?  
Latest Findings  
Search the Register  
Key to Terms and Abbreviations  
Selection Criteria  
Buildings  
Archaeology  
Landscapes  
Conservation Areas  
Industrial Heritage at Risk

## More Search Options

Use any of the options below to define your search.

Keyword(s)

Heritage Category

Show all

List Entry Number

e.g. 1038659

Local Planning Authority

Show all

Site Type

Show all

Site Subtype

Show all

Assessment Type

Show all

New Entries☐

More Location Options





# Assessing risk

Our risk assessment for parks and gardens is based on a combination of:

- Condition
- Vulnerability – low, medium, high
- Trend – improving, stable, declining



Designed Landscapes

English Heritage's Register

Elvaston Castle, Elvaston

Secure https://historicengland.org.uk/advice/heritage-at-risk/search-register/list-entry/24713

Historic England

Search

Home > Advice > Heritage at Risk > Search the Register > List Entry

What is the HAR Programme?

Latest Findings

Search the Register

Key to Terms and Abbreviations

Selection Criteria

Buildings

Archaeology


Landscapes

Conservation Areas

Industrial Heritage at Risk

## Elvaston Castle, Elvaston - South Derbyshire

A unique Victorian fantasy, the great work of designer William Barron, which showcased the use of native and exotic evergreen trees as a winter garden. Later one of the country's earliest country parks. High use and lack of investment over many years has seen major decline in the condition of infrastructure, built and planted features. Historic England has grant-aided repairs to listed structures within the garden and appraisals to help inform the future direction of the site. A gardens management and maintenance plan is being developed.



© Historic England

Listing

Advice

You are here

Planning

Landscapes

Conservation

Text

Heritage

Conservation

Heritage

Research

Images

Services

## Site Details

- Designated Site Name: Elvaston Castle
- Heritage Category: Registered Park and Garden grade II\*
- List Entry Number: 1000404
- Local Planning Authority: South Derbyshire
- Site Type: Gardens parks and urban spaces > Landscape park

## Location

- County: Derbyshire
- District / Borough: South Derbyshire
- Parish: Elvaston
- Parliamentary Constituency: South Derbyshire
- Region: East Midlands

## Assessment Information

- Assessment Type: Park and garden
- Condition: Generally unsatisfactory with major localised problems
- Vulnerability: High
- Trend: Declining
- Owner Type: Mixed, multiple owners
- Designation: Registered Park and Garden grade II\*, 19 LBs
- New Entry: No



# Assessing risk - condition

- Built features, both listed and unlisted
- Structural planting (trees, hedges, shrubs), including features such as avenues
- Designed views and vistas
- Waterbodies
- Surfaces – hard and soft, including landform
- Drainage, compaction
- Development within the site, or outside affecting setting



# Assessing risk - vulnerability

- Ownership, mixed or fragmented management
- Presence / absence of management plan or beneficial management
- Use and whether it is compatible with conservation
- Pressure of development
- Security of future conservation of the site
- Environmental threats, eg coastal erosion, flooding
- Medium or high vulnerability might be on the register



# Assessing risk - trend

- Improving – this of course always good, though sites may stay on the register until future is secure
- Stable – sites may still be on the register if there are condition and/or vulnerability issues
- Declining – sites may be vulnerable and heading towards being at risk or at risk





# At risk – what next?

- HE will contact owners / managers
- Work in partnership with local authorities, including conservation officers
- Offer technical and project management advice to owners / managers and others
- In some cases, grant aid may be offered
- Regular monitoring to assess any change in risk



# Public Parks on the NHLE

- There are over 300 registered parks and gardens in free public use, including public parks or country parks
- Many public parks were originally rural gardens and landscape parks associated with a house or other designed landscapes, eg botanic gardens or cemeteries
- Owners/managers include local authorities, the National Trust, Royal Parks, and other trusts



# Public Parks at Risk

- 18-20 (depending on definition and inclusion of cemeteries) are on the published HAR Register – a similar percentage to the total parks and gardens on the HAR register.
- Some are only in partial public access
- Most of these were not originally designed as public parks.
- Not all assessed, so total may be higher.



# Saltburn Valley Gardens

- Added to the HAR register in 2016.
- A relatively small park in Saltburn-by-the-Sea, Cleveland.
- Grade II, important feature of the conservation area.
- Serves the local community and tourists, peaks in use.
- Condition deteriorated - maintenance issues, pressure of use, natural forces, inappropriate interventions.
- Working with local authority and friends, CMP being developed to help secure future of the site.







Historic England






# Abney Park

- Added to the HAR register in 2009.
- Garden cemetery, now is use as a public park.
- Grade II, 17 Grade II listed buildings, conservation area.
- Became heavily overgrown and there were building condition issues.
- HE supported repairs to chapel and ongoing advice.
- Active friends and volunteer groups.
- HLF Round 1 pass and developing project.









# Elvaston Castle

- A dramatic mid-19<sup>th</sup> century winter garden by William Barron. Since 1960, in use as a well-loved country park serving Derby and the surrounding area.
- Grade II\*, vulnerable Grade II\* Castle with a number of key grade II structures, some in poor condition.
- Faces a wide variety of condition issues across all aspects of the site.
- HE funded repairs and studies, advising on MMP, council developing masterplan for future of the site.







Historic England









# And some good news...

## **Hemel Water Gardens**

- Recently removed from the HAR Register.
- Grade
- Key post-war designed landscape by Geoffrey Jellicoe.
- Award winning HLF-funded restoration project.
- HE offered extensive advice throughout all stages of the project.



# How CGTs can help

- Be aware of the condition of registered parks in your county / local area
- If there are problems with condition, pressure from development, sale of park buildings record this and please let us know.
- Continue to add to knowledge about parks and gardens, adding research to HERs, Parks & Gardens UK and Enrich the List with photographs and other information.





# Contact

- London & East of England: Chris Laine  
[Christopher.Laine@HistoricEngland.org.uk](mailto:Christopher.Laine@HistoricEngland.org.uk)
- South East: Kay Richardson  
[Kay.Richardson@HistoricEngland.org.uk](mailto:Kay.Richardson@HistoricEngland.org.uk)
- East Midlands: Erika Diaz Petersen  
[Erika.DiazPetersen@HistoricEngland.org.uk](mailto:Erika.DiazPetersen@HistoricEngland.org.uk)
- North East, North West, Yorkshire: Chris Mayes  
[Chris.Mayes@HistoricEngland.org.uk](mailto:Chris.Mayes@HistoricEngland.org.uk)